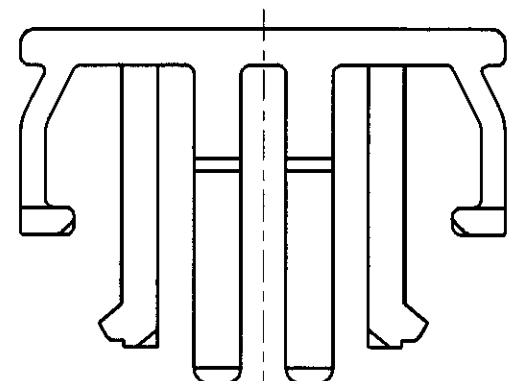
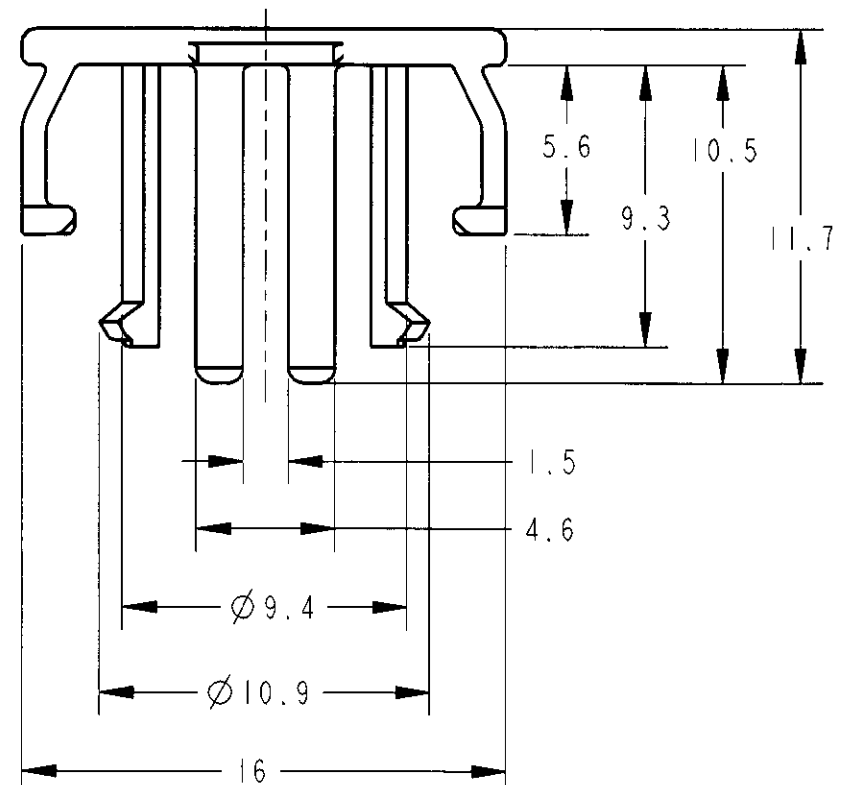


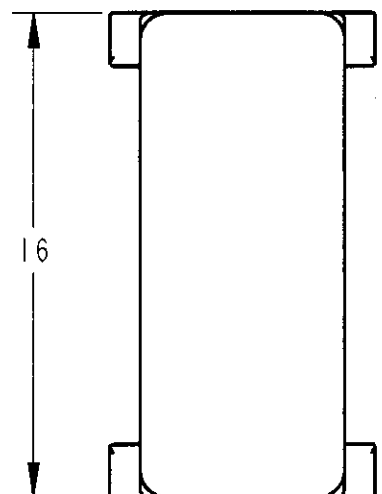


LOC	DIST	REVISIONS						
		P	LTR	DESCRIPTION	DATE	DWN	APVD	
J	-		O	作成	FJ00-2029-99	30-Nov-99	T.K	K.S
			A	変更	FJ00-2152-99	14-Dec-99	T.K	K.S
			B	変更	FJ00-0019-00	31-Jan-00	T.K	N.S



- 1. 装着相手型番;  
SQUIB CONN. IIDIA PLUG HSG  
P/N 1376030
- 2. 取扱説明書; 411-5945
  
- 1. MATING HOUSING PART NUMBER  
IS 1376030
- 2. INSPECTION SHEET; 411-5945

BLACK	1376031-1
COLOR	AMP PART NUMBER

<small>THIS DRAWING IS A CONTROLLED DOCUMENT FOR AMP INCORPORATED. IT IS SUBJECT TO CHANGE AND THE CONTROLLING ENGINEERING ORGANIZATION SHOULD BE CONTACTED FOR THE LATEST REVISION.</small>		DWN	T. KOHNO	30-Nov-99	AMP (JAPAN), LTD. Kawasaki, Japan	
DIMENSIONS:		CHK	N. SAI	30-Nov-99		
mm		APVD	K. SHIMIZU	30-Nov-99		
		PRODUCT SPEC		108-5679		
TOLERANCES UNLESS OTHERWISE SPECIFIED:		APPLICATION SPEC		114-5234	NAME	SQUIB CONN. IIDIA LOCKING BUTTON
0 PLC ±0.2 1 PLC ±0.2 2 PLC ±0.2 3 PLC ±0.2 4 PLC ±0.2 ANGLES ±3		MATERIAL		PBT ガラス入り	FINISH	BLACK
MATERIAL		WEIGHT		0.4g	SIZE	A3
CUSTOMER DRAWING		CAGE CODE		00779	DRAWING NO	©-1376031
SCALE		SHEET		4	OF	1
REV		REV		B		