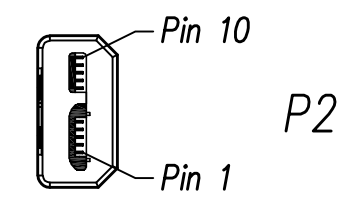
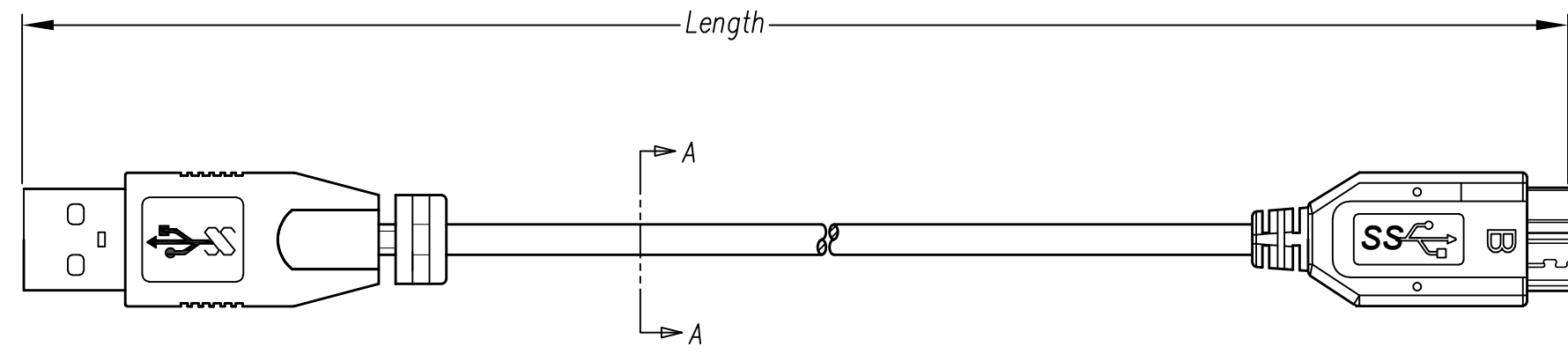
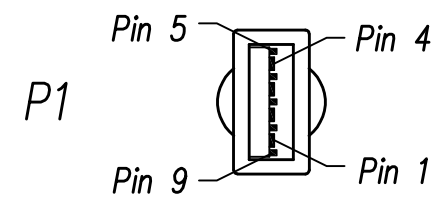


DATE	REV	ECN	APP'D. BY
08/31/17	A0	Released	JRC
09/18/2017	A1	11095	GWL



Notes:

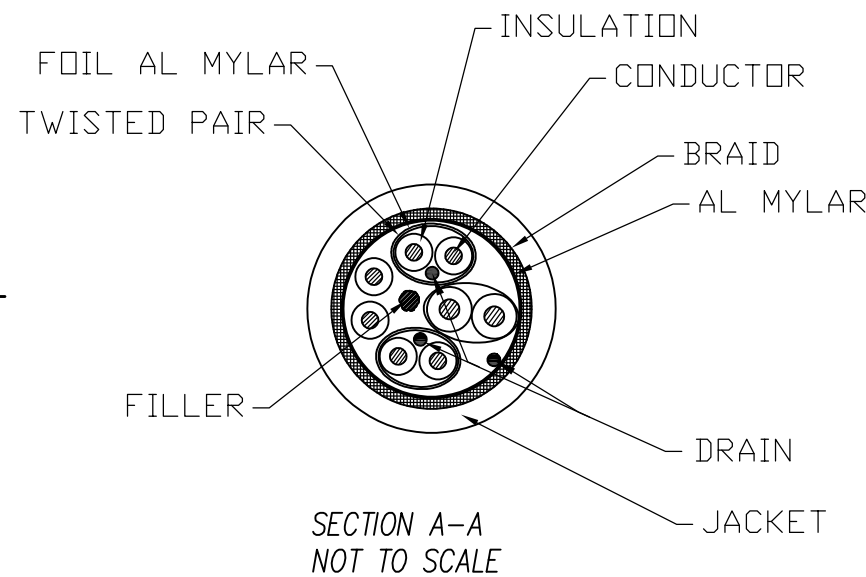
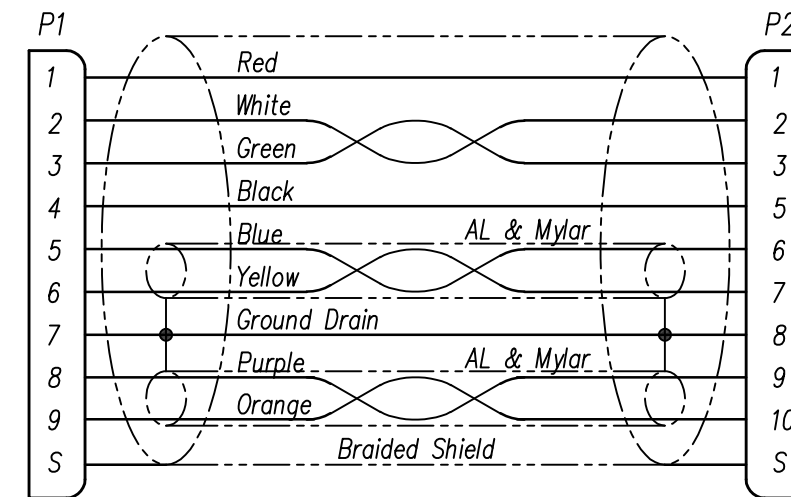
- 1) Each cable assembly to be individually bagged.
- 2) Cable Construction USB 3.0:
 - 28 AWG 1 Twisted Pair
 - 28 AWG +D +AL MY x 2 Twisted Pair
 - 24 AWG x 2C
 - AMA BRAID 85%
 - 5.8mm OD
 - Black PVC Jacket
- 3) Connector P1 :USB A Male 3.0 Blue Insulator, Gold flash on contacts, Nickel Plated Shell
Connector P2 :Micro USB B Male 3.0 Blue Insulator, Gold flash on contacts, Nickel Plated Shell
- 4) Hood P1 & P2: Molded Black PVC Strain Relief
- 5) All cables tested for Continuity & Shorts

P/N Key:

SC-3ATKxxxF

Length
003 = 3 Ft
006 = 6 Ft

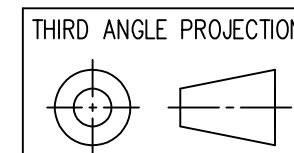
Wiring Map: USB 3.0 Super Speed



Example Parts Numbers

Feet	
P/N	Length
SC-3ATK003F	3'
SC-3ATK006F	6'


For Part Numbers Not Shown Follow Part Number Key Format



11118 Susquehanna Trail South
Glen Rock, PA 17327-9199
(717) 235-7512
<http://www.stewartconnector.com>

DO NOT SCALE DRAWING
DRAWING IS SUBJECT TO CHANGE WITHOUT NOTICE
DIMENSIONS: INCHES [METRIC]
UNLESS OTHERWISE SPECIFIED TOLERANCES ARE ±.005 [0.13] ANGLES ARE ± 1°
SHEET NO. 1 OF 1

TITLE: Cable Assembly, USB 3.0, Type A/M-Type 10 Pin Micro-B/M, Black
DRN BY: KAC DATE 08/29/17
APPD BY: JRC DATE 08/31/17
DWG NO. CT999150 REV. A1



ASSEMBLY FORMAT REV. 6/3/05