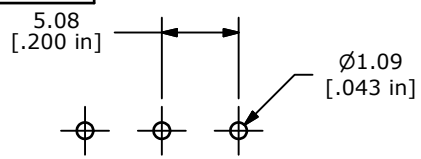


PC MOUNTING

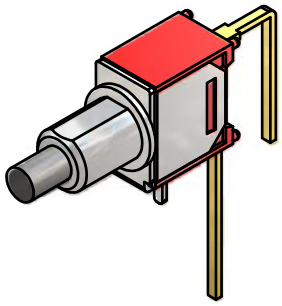

| ▲ SWITCH FUNCTION | |
|---|---|
| POS. 1 | POS. 2 |
| OFF | (ON) |
| OPEN | 1-3 |

(ON)=MOMENTARY

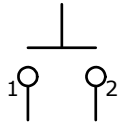


CIRCUIT: SPST

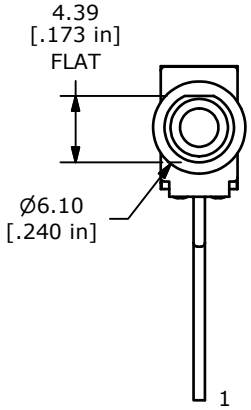


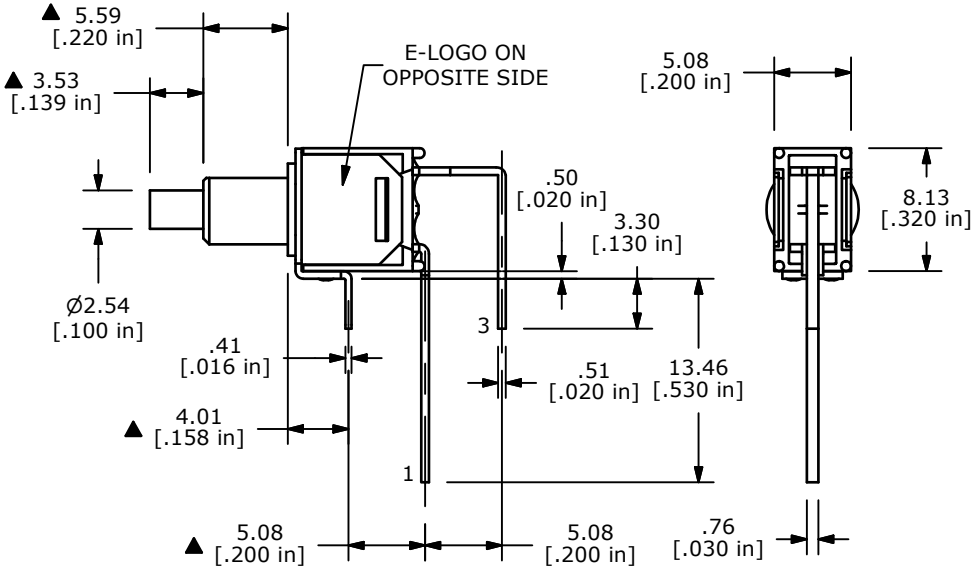


NOTE:
1. ALL DIMENSIONS IN MM [INCH]
2. GENERAL TOLERANCE: X.X=±0.4
   X.XX=±0.25
3. TERMINAL NUMBERS FOR REF ONLY
▲4. CONTACT MATERIAL: COPPER ALLOY W/ GOLD PLATE OVER NICKEL PLATE
▲5. RATING: 0.4VA @ 20V AC OR DC MAX.
6. MECHANICAL LIFE: 50,000 MAKE-AND-BREAK CYCLES
7. CONTACT RESISTANCE: 20 mΩ MAX. INITIAL @ 2-4VDC 100mA FOR BOTH GOLD AND SILVER CONTACTS
8. INSULATION RESISTANCE: 1,000 MEGA-OHM MIN.
9. ELECTRIC STRENGTH: 1,000 V RMS @SEA LEVEL.
10. OPERATING TEMP.: -30°C to 85°C
11. ▲ DENOTES CRITICAL PARAMETER.
12. 2002/95/EC (ROHS) COMPLIANT

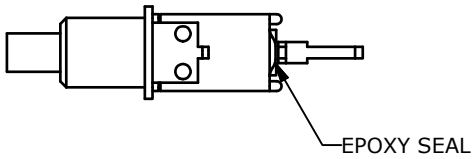


| REV | PCR NO | DESCRIPTION | DATE | BY |
|---|---|---|---|---|
| C | 20013 | UPDATED AND REDRAWN | 06/22/11 | BMA |

THE INFORMATION CONTAINED IN THIS DOCUMENT IS PROPRIETARY TO E-SWITCH AND IS NOT TO BE COPIED OR TRANSFERRED

E-SWITCH®

TITLE 800SP9B6M7RE

| SCALE | DATE | DR | DWG | REV |
|---|---|---|---|---|
| 2:1 | 6/22/2011 | BMA | T811001 | C |